

Maritime Accommodations & Refit Solutions

www.mar-solutions.nl
info@mar-solutions.nl



Puzzel Solution

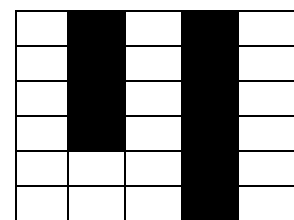



Herewith the solution to transfer 6 individual parts in to on Trybus.

- 1) Release all 6 parts from the frame by softly depressing.
- 2) Stack the 6 parts on top of each other in following sequence:



2
5
3
4
1
6

- 3) Turn the 6 parts (keep sequence) 45 deg, 90 deg or more until at one side the centre grooves are all aligned in accordance with first picture below (part no. 6 has no centre groove) .
- 4) Release all 8 small bars from the same frame
You should have 2x short, 2x medium, 2x long and 2x very long bars.
- 5) Insert these bars into the slots. Both medium sized bars should fit into a single slot through all 6 parts in accordance with picture no. 4 below.
- 6) Following sides should now be visible:



This is just one solution MARS provides.

For other solutions to challenges you come across, please contact one of the partners or MARS directly.